

**Building Resources & Advancing Towards Development**

Tapping the Potential of One of the Largest Past-producing **GOLD** Mines in Guyana, South America



**Two World-Class Orogenic Gold Deposits at a Large Past-Producer**

*8 million ounces*

**2.5 Moz Indicated @ 2.04 g/t Au**  
**5.5 Moz Inferred @ 1.59 g/t Au**

**Wenot Deposit**

Shear-hosted deposit with multiple vertical gold zones

1,453,000 oz @ 1.59 g/t Au  
Indicated in 28.4 Mt  
3,929,000 oz @ 1.33 g/t Au  
Inferred in 92.5 Mt

Open pit and potential later underground

Identified to -1200m depth

Past production: 1.4m oz  
(Fresh rock reconciliation: 1.66 g/t Au)



**Gilt Creek Deposit**

Intrusion-hosted with wide horizontal gold zones from -275m down to >967m

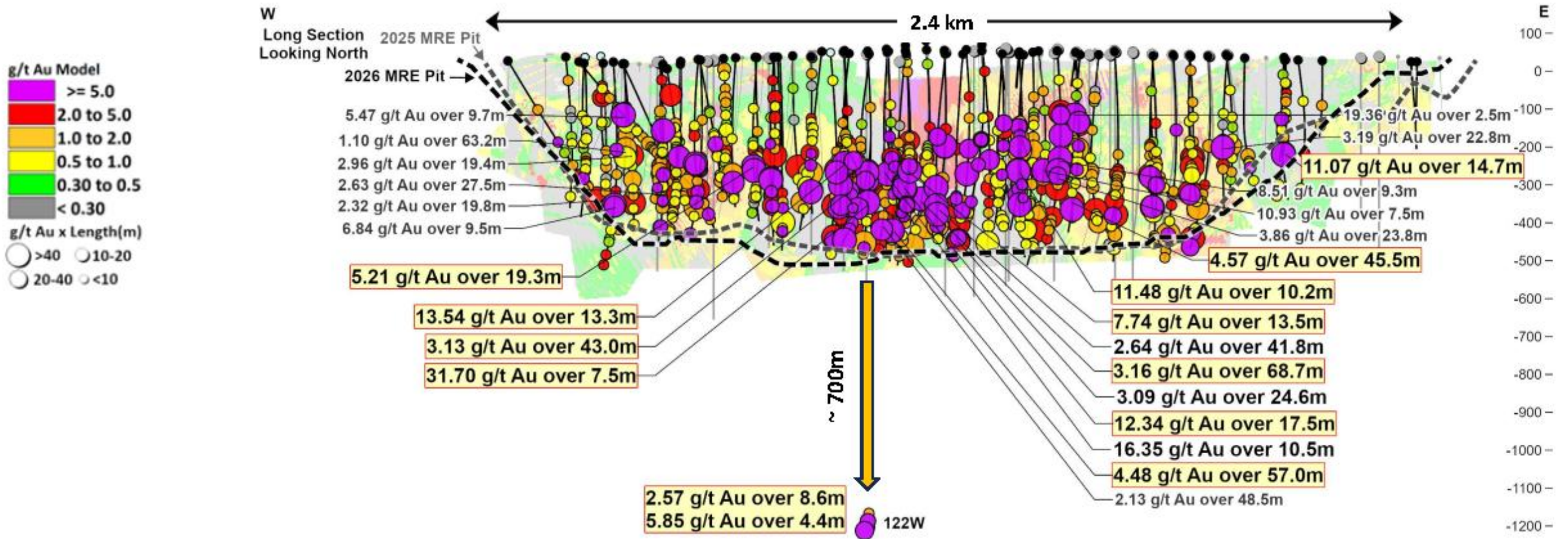
1,042,000 oz @ 3.33 g/t Au  
Indicated in 9.7 Mt  
1,465,000 oz @ 3.22 g/t Au  
Inferred in 14.2 Mt

Planned underground starting at -275m via ramp

Past production: 2.4m oz  
(grade reconciliation: 1.50 g/t Au)



**Past Production + Current Resources > 11 million ounces gold**

<sup>1</sup> Details of the Company's NI 43-101 Mineral Resource Estimate are detailed on flip side.



## Key Catalysts for 2026

- Updated Mineral Resource Estimate (MRE) COMPLETED
- PEA – larger mine plan to incorporate Gilt underground + much expanded Wenot superpit
- 50,000m drill program underway
- Push on Permitting: EIA Terms & Scope
- Metallurgical Results (73 samples)
- Commencement of additional work to support a PFS/FS



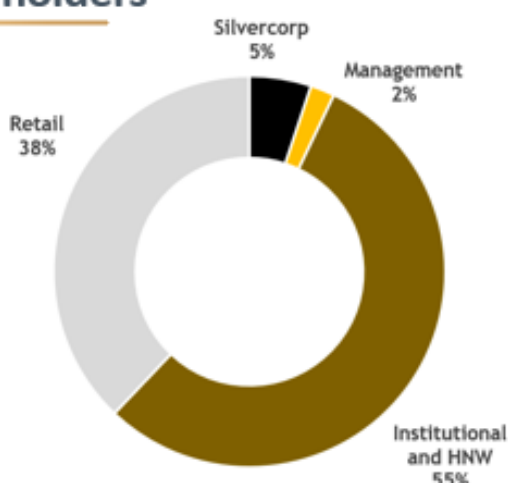
## Capital Structure

Basic Shares Outstanding (M)	672
Warrants (M)	2
Options (M)	55
Fully Diluted Shares Outstanding (M)	728

Share Price (52-week high C\$2.59)	C\$2.59
Basic Market Capitalization (@ C\$1.35B Feb 19)	C\$1.7B
Cash Position (@ Feb 2026)	C\$51 m

Volume (Last 3 Months)	~3.0 M Shares/Day
P/NAV (x)	0.2-0.3x
EV / Resource (US\$/oz)	US\$138

## Shareholders



## Select Institutions

- Mackenzie
- Franklin Templeton
- Van Eck
- Rothschild
- IG Investment
- Schroder
- US Global
- Phoenix Sun
- Orimco

## Share Price Performance



## Analyst Coverage

National Bank	Rabi Nizani	BUY	C\$4.00
Haywood Securities	Jamie Spratt	BUY	C\$4.00
Stifel	Cole McGill	BUY	C\$3.50
Paradigm Capital	Don McLean	BUY	C\$4.40
Cormark Securities	Nic Dion	BUY	C\$2.50
Agentis	Michael Gray		
Atrium Research	Ben Pirie	BUY	C\$4.00

1 Omai Gold Mines news release titled "Omai Gold Increases Indicated Mineral Resources to 2.5 Moz Au at 2.04 g/t Au (38.1 Mt) and Inferred to 5.5 Moz Au at 1.59 g/t Au (106.6 Mt) with Expansion of Wenot and Gilt Deposits" dated April 14, 2026.

2 Past production at the Omai Mine (1993-2005) is summarized in several Cambior Inc. documents available on www.sedarplus.ca, including March 31, 2006 AIF and news release August 3, 2006.